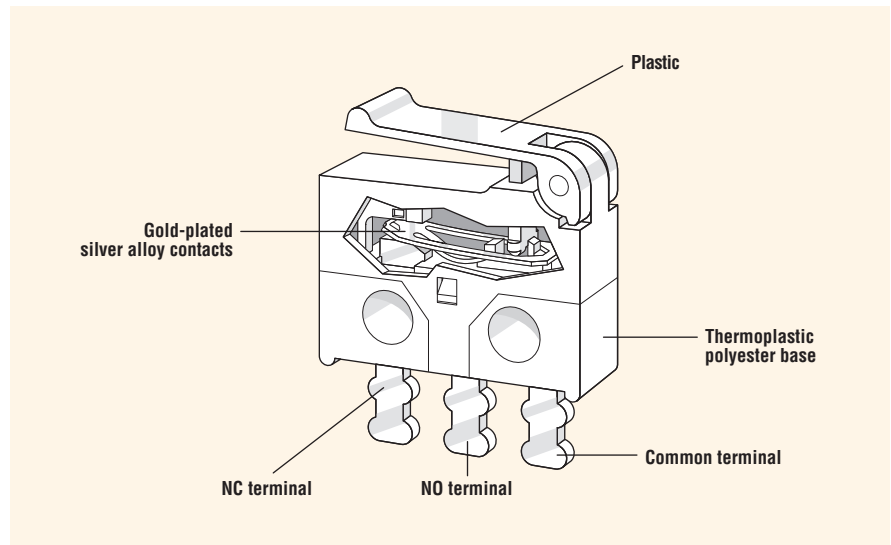


SUBMINIATURE DH Series

Features

- Ultraminiature dimensions, just 0.323" x 0.106" x 0.244" (8.2mm x 2.7mm x 6.2mm)
- Specially designed for low switching currents and voltages
- Available with or without auxiliary actuator
- Can be fitted to circuit boards in upright position or horizontally with formed terminals



Electrical Ratings


Switch Series	Electrical Rating
DH2	5 to 500mA@30VDC

Specifications

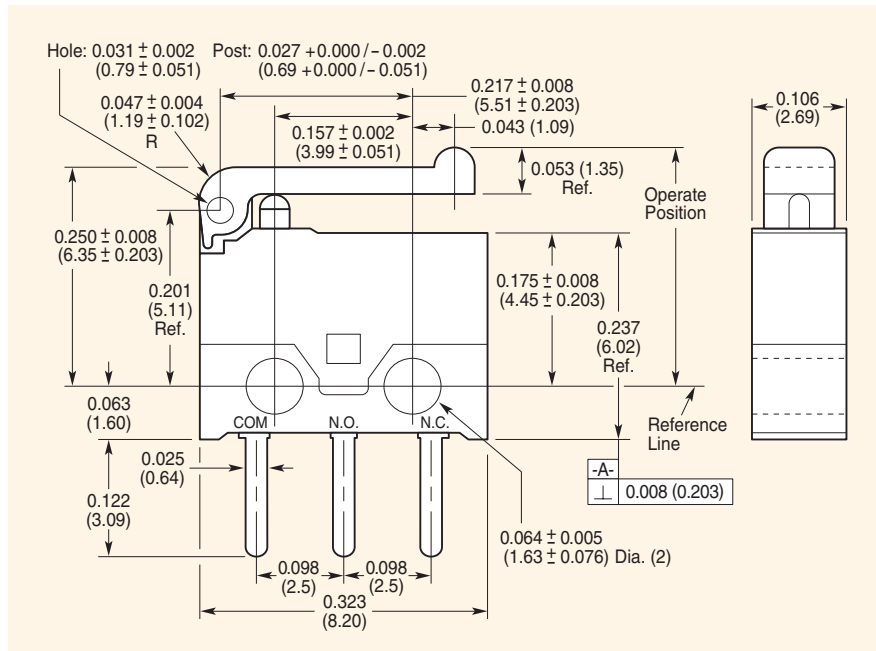
Electrical	
Temperature Rating:	-25°C to +70°C
Flammability Rating:	UL94V-0

Materials	
Base:	PPS
Button:	PBT
Cover:	PBT
Auxiliary Actuator:	Plastic
Terminals:	Silver-Plated Brass
Contacts:	Gold-Plated Brass

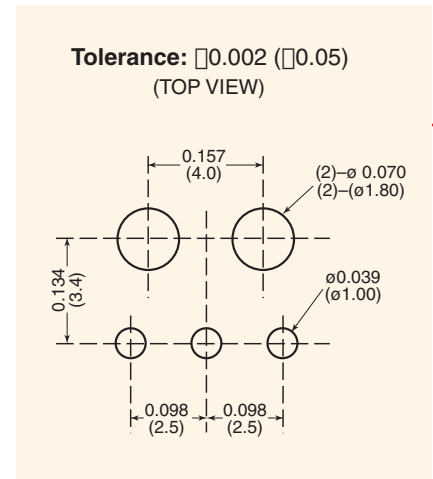
PBT = Polybutyleneterephthalate • PPS = Polyphenylene Sulphide



Dimensions inches (mm)



PCB Layout inches (mm)



Actuator Specifications

Actuator Type	Switch Type	Maximum Operating Force (gms.)	Maximum Pre-Travel inches (mm)	Operating Point inches (mm)	Minimum Over-Travel inches (mm)	Max. Movement Differential inches (mm)
AA		90	0.008 (0.2)	0.220±0.006 (5.6±0.15)	0.004 (0.1)	0.003 (0.07)
PA		50	0.051 (1.3)	0.264±0.020 (6.7±0.5)	0.012 (0.3)	0.024 (0.6)

Mounting

Recommended mounting screw: M1.6. Recommended torque: 9.81 cN•M (1.0 kgf•cm). Recommended use of a flat washer and a spring washer for locking.

Ordering Information

DH		2		C		B1			AA	
Series/Prefix	Code	Current Rating	Contact Configuration	Code	Terminal Type inches (mm)	Terminal Configuration	Code	Actuator Type		
	C	5 to 500mA@30VDC	SPDT	B1	0.051 x 0.122 x 0.020 (1.3 x 3.1 x 0.5) Solder, Straight		AA	Button		
				B2	0.025 x 0.122 x 0.020 (0.6 x 3.1 x 0.5) PCB, LH Side		PA	Simulated Roller		
				B3	0.025 x 0.122 x 0.020 (0.6 x 3.1 x 0.5) PCB, LH Side					
				C4	0.025 x 0.122 x 0.020 (0.6 x 3.1 x 0.5) PCB, Straight					
				C5	0.025 x 0.122 x 0.020 (0.6 x 3.1 x 0.5) PCB, RH Side					
				C6	0.025 x 0.122 x 0.020 (0.6 x 3.1 x 0.5) PCB, LH Side					